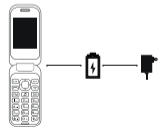


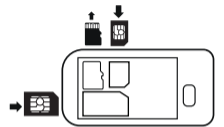
Gracias por haber adquirido este innovador producto de LOGIC. Las especificaciones en este manual están sujetas a cambios sin previo aviso. Lo invitamos a bajar el manual de usuario completo visitando nuestro sitio web: logicmobility.com

LOGIC y el logotipo de LOGIC son marcas registradas de Swagtek, Inc. El resto de las marcas comerciales son propiedad de sus respectivos dueños.

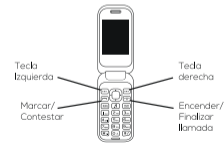
Cargue por 24 horas antes de usar.



Instalar tarjeta SIM / tarjeta de memoria.



Conozca su nuevo dispositivo LOGIC



Conecte su nuevo dispositivo LOGIC a una computadora utilizando un cable USB.



Transfiera sus archivos de música desde su computadora a su nuevo dispositivo.



FCC RF EXPOSURE INFORMATION:

WARNING! Read this information before using your phone

In August 1996 the Federal Communications Commission (FCC) of the United States with its action in Report and Order FCC 96-326 adopted an updated safety standard for human exposure to radio frequency (RF) electromagnetic energy emitted by FCC regulated transmitters. Those guidelines are consistent with the safety standard previously set by both U.S. and international standards bodies. The design of this phone complies with the FCC guidelines and these international standards. Use only the supplied or an approved antenna. Unauthorized antennas, modifications, or attachments could impair call quality, damage the phone, or result in violation of FCC regulations. Do not use the phone with a damaged antenna. If a damaged antenna comes into contact with the skin, a minor burn may result. Please contact your local dealer for replacement antenna.

BODY-WORN OPERATION:

This device was tested for typical body-worn operations with the back/front of the phone kept 10mm from the body. To comply with FCC RF exposure requirements, a minimum separation distance of 10mm must be maintained between the user's body and the back/front of the phone, including the antenna. Third-party belt-clips, holsters and similar accessories containing metallic components shall not be used. Body-worn accessories that cannot maintain 10mm separation distance between the user's body and the back/front of the phone, and have not been tested for typical body-worn operations may not comply with FCC RF exposure limits and should be avoided. For more information about RF exposure, please visit the FCC website at www.fcc.gov

Your wireless, handheld portable telephone is a low power radio transmitter and receiver. When it is ON, it receives and also sends out radio frequency (RF) signals. In August, 1996, the Federal Communications Commission (FCC) adopted RF exposure guidelines with safety levels for handheld wireless phones. Those guidelines are consistent with the safety standards previously set by both U.S. and international standards bodies.

(ANSI C95.1) (1992) / (NCRP Report 85) (1986) / (ICNIRP) (1998)

These standards were based on comprehensive and periodic evaluations of the relevant scientific literature. For example, over 120 scientists, engineers, and physicians from universities, government health agencies, and industry reviewed the available body of research to develop the ANSI Standard (C95.1). Nevertheless, we recommend that you use a hands-free kit with your phone (such as an earpiece or headset) to avoid potential exposure to RF energy. The design of your phone complies with the FCC guidelines (and those standards).

Use only the supplied or an approved replacement antenna. Unauthorized antennas, modifications, or attachments could damage the phone and may violate FCC regulations.

NORMAL POSITION:

Hold the phone as you would any other telephone with the antenna pointed up and over your shoulder.

RF Exposure Information:

This product is compliance to FCC RF Exposure requirements and refers to FCC website <https://apps.fcc.gov/bctf/eaq/reports/GenericSearch.cfm> search for FCC ID: O55842S18 to gain further information include SAR Values.

This device complies with part 15 of the FCC rules. Operation is subject to the following two conditions:

- (1) this device may not cause harmful interference, and
- (2) this device must accept any interference received, including interference that may cause undesired operation.

NOTE: The manufacturer is not responsible for any radio or TV interference caused by unauthorized modifications to this equipment. Such modifications could void the user's authority to operate the equipment.

NOTE: This equipment has been tested and found to comply with the limits for a Class B digital device, pursuant to part 15 of the FCC Rules. These limits are designed to provide reasonable protection against harmful interference in a residential installation. This equipment generates uses and can radiate radio frequency energy and, if not installed and used in accordance with the instructions, may cause harmful interference to radio communications. However, there is no guarantee that interference will not occur in a particular installation. If this equipment does cause harmful interference to radio or television reception, which can be determined by turning the equipment off and on, the user is encouraged to try to correct the interference by one or more of the following measures:

- Reorient or relocate the receiving antenna.
- Increase the separation between the equipment and receiver.
- Connect the equipment into an outlet on a circuit different from that to which the receiver is connected.
- Consult the dealer or an experienced radio/TV technician for help.

Do not use the device with the environment which below minimum -10°C or over maximum 50°C, the device may not work.

Changes or modifications to this unit not expressly approved by the party responsible for compliance could void the user's authority to operate the equipment.



Warranty Certificate
Terms and Conditions

LOGIC warrants that their Products will be free from defects in material and workmanship. The warranty period is one (1) year for the products and three (3) months for the accessories which are part of the original package including the battery. The warranty period begins the date of purchase by the End-User who shall present an invoice or a purchase receipt when requiring warranty service otherwise the warranty period will begin from the date of manufacture of the product. LOGIC will repair a product without cost to the customer if it presents a manufacturing defect or defect in workmanship during the warranty period and if the defect occurred under normal conditions of use in accordance with the instructions and specifications stated in the user's manual.

For additional information about the terms and conditions of LOGIC's Limited Warranty or to obtain warranty service information, please visit the support section at: logicmobility.com

Certificado de Garantía
Términos y Condiciones

LOGIC garantiza que sus productos estarán libres de defectos de materia prima y ensamblaje. El periodo de garantía es de un (1) año para los productos y de tres (3) meses para los accesorios que forman parte del paquete original incluyendo la batería. El usuario final deberá presentar una factura o un recibo de compra cuando exija el servicio de garantía, de lo contrario el periodo de garantía comenzará a partir de la fecha de fabricación del producto. LOGIC reparará un producto, sin costo para el cliente si presenta un defecto de fabricación o un defecto de ensamblaje durante el periodo de garantía y si el defecto se produjo en condiciones normales de uso de acuerdo con las instrucciones y especificaciones indicadas en el manual del usuario.

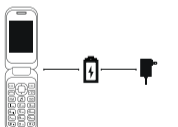
Para más detalles de la Garantía Limitada de LOGIC y para obtener información del servicio de garantía, por favor visite la sección de soporte en nuestro sitio web: logicmobility.com.

logicmobility.com
Made in China
Copyright Swagtek, Inc. 2019

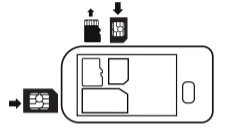
Thank you for purchasing this innovative LOGIC device. The specifications in this document are subject to change without notice. To download the full user's manual visit us at: logicmobility.com

LOGIC and the LOGIC logo are registered trademarks of Swagtek, Inc. Other trademarks are the property of their respective owners.

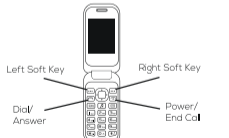
Charge for 24 hours before using.



Install SIM card / Memory card.



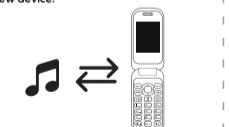
Get to know your new LOGIC device



Connect your new LOGIC device to the computer using a USB cable.



Copy files from your computer to your new device.



LOGIC
F8G
3G FLIP PHONE

QUICK GUIDE | GUÍA RÁPIDA